


*ANNEX I*

PART 1

**Model passport issued in a Member State and referred to in Article 11(1) of Delegated Regulation (EU) 2026/131 for non-commercial movements of pet dogs, pet cats or pet ferrets**



	
<div style="border: 1px solid black; border-radius: 15px; padding: 5px; display: inline-block;"> <b>European Union [Member State]</b> </div>	
<div style="border: 1px solid black; border-radius: 15px; padding: 10px; display: inline-block;"> <b>PET PASSPORT</b> </div>	
<div style="border: 1px solid black; padding: 2px; display: inline-block;">ISO Country Code + Number</div>	<div style="border: 1px solid black; padding: 2px; display: inline-block;">Page 1 out of X</div>
<div style="border: 1px solid black; border-radius: 10px; padding: 5px; margin-bottom: 5px;"> <b>Explanatory notes for completing the passport</b> </div> <ul style="list-style-type: none"> <li>• In each Section of the passport the following format shall be used to indicate: <ul style="list-style-type: none"> <li>- a date: dd/mm/yyyy;</li> <li>- a time: 00:00.</li> </ul> </li> <li>• Section III, point 5: information required where the animal has a clearly readable tattoo applied before 3 July 2011 and is not identified by the implantation of a transponder.</li> <li>• Section V: only required <ul style="list-style-type: none"> <li>- before movement into another Member State in accordance with EU animal health legislation; or</li> <li>- where the animal re-enters the Union after a movement to third countries or territories in accordance with EU animal health legislation (to be completed before the animal leaves the Union); or</li> <li>- in accordance with national legislation.</li> </ul> </li> <li>• Section V, 'VALID FROM (²)': information not required for booster vaccination.</li> </ul>	
<div style="border: 1px solid black; padding: 2px; display: inline-block;">ISO Country Code + Number</div>	

### Explanatory notes for completing the passport

- Section VI: only required where the animal re-enters the Union after a movement to certain third countries or territories in accordance with EU animal health legislation (to be completed before the animal leaves the Union).
- Section VII: only required before movement into certain Member States in accordance with EU animal health legislation.
- Section VIII to XI: may be required by third countries or territories of destination which accept the passport.
- Section XI: to be endorsed by an official veterinarian where the animal is vaccinated for rabies in a third country or territory.
- Section XII: additional information required under national legislation.

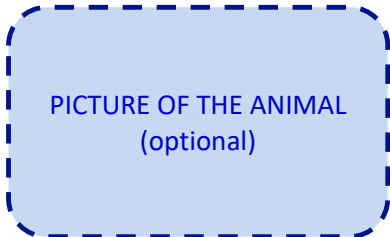
ISO Country Code + Number

### I. DETAILS OF OWNERSHIP

1. Name: \_\_\_\_\_  
Surname: \_\_\_\_\_  
Address: \_\_\_\_\_  
Post-code: \_\_\_\_\_  
City: \_\_\_\_\_  
Country: \_\_\_\_\_  
Tel No/Email (\*): \_\_\_\_\_  
Signature: \_\_\_\_\_
2. Name: \_\_\_\_\_  
Surname: \_\_\_\_\_  
Address: \_\_\_\_\_  
Post-code: \_\_\_\_\_  
City: \_\_\_\_\_  
Country: \_\_\_\_\_  
Tel No/Email (\*): \_\_\_\_\_  
Signature: \_\_\_\_\_

(\*) Optional.

ISO Country Code + Number

II. DESCRIPTION OF ANIMAL	
	
1. Name (*):	_____
2. Species:	_____
3. Breed:	_____
4. Sex:	_____
5. Date of birth (*):	_____
6. Colour:	_____
7. Any notable or discernible features or characteristics:	_____ _____
(*) As stated by pet owner.	
ISO Country Code + Number	

III. ANIMAL IDENTIFICATION	
1. Transponder alphanumeric code:	_____
2. Date of application or reading (*) of the transponder:	_____
3. Location of the transponder:	_____
4. Tattoo alphanumeric code (*):	_____
5. Date of reading of the tattoo (*):	_____/_____
6. Location of the tattoo (*):	_____
<p><b>The identification of the animal must be verified before any new entry is made in this passport.</b></p>	
(*) Delete as necessary.	
ISO Country Code + Number	

IV. ISSUING OF THE PASSPORT

Name of the authorised/official veterinarian: \_\_\_\_\_

Address: \_\_\_\_\_

Post-code: \_\_\_\_\_

City: \_\_\_\_\_

Country: \_\_\_\_\_

Telephone number: \_\_\_\_\_

E-mail address: \_\_\_\_\_

Date of issuing: \_\_\_\_\_

STAMP & SIGNATURE  
OF ISSUING  
VETERINARIAN

ISO Country Code + Number

V. VACCINATION AGAINST RABIES

	MANUFACTURER & NAME OF VACCINE	BATCH NUMBER	VACCINATION DATE <sup>(1)</sup> VALID FROM <sup>(2)</sup> VALID UNTIL <sup>(3)</sup>	AUTHORISED/ OFFICIAL VETERINARIAN
ISO Country Code + Number			1	<div style="border: 2px dashed blue; border-radius: 15px; padding: 10px; width: fit-content; margin: 0 auto;">                             (*)                         </div>
			2	
			3	
			1	<div style="border: 2px dashed blue; border-radius: 15px; padding: 10px; width: fit-content; margin: 0 auto;">                             (*)                         </div>
			2	
			3	

(\*) At least name, address, telephone number and signature.

ISO Country Code + Number	<input type="text"/>	1 <input type="text"/>	<input type="text" value="(*)"/>
	<input type="text"/>	2 <input type="text"/>	
	<input type="text"/>	3 <input type="text"/>	
	<input type="text"/>	1 <input type="text"/>	<input type="text" value="(*)"/>
	<input type="text"/>	2 <input type="text"/>	
	<input type="text"/>	3 <input type="text"/>	
	<input type="text"/>	1 <input type="text"/>	<input type="text" value="(*)"/>
	<input type="text"/>	2 <input type="text"/>	
	<input type="text"/>	3 <input type="text"/>	

(\*) At least name, address, telephone number, signature.

VI. RABIES ANTIBODY TITRATION TEST

ISO Country Code + Number	<p>I, the undersigned, confirm that I have seen an official record stating that the rabies antibody titration test performed at a designated laboratory on a sample of blood collected on the date mentioned below from the above-described animal proved a response to anti-rabies vaccination at a level of serum neutralising antibody equal to or greater than 0,5 IU/ml.</p>	
	Name of the designated laboratory: _____	
	Report reference number: _____	
	Sample collected on: _____	
	Name of the authorised/official veterinarian: _____	STAMP & SIGNATURE
	Address: _____	
	Tel No/Email: _____	
	Date: _____	

**IN CASE OF FURTHER TEST**

ISO Country Code + Number

I, the undersigned, confirm that I have seen an official record stating that the rabies antibody titration test performed at a designated laboratory on a sample of blood collected on the date mentioned below from the above-described animal proved a response to anti-rabies vaccination at a level of serum neutralising antibody equal to or greater than 0,5 IU/ml.

Name of the designated laboratory: \_\_\_\_\_

Report reference number: \_\_\_\_\_

Sample collected on: \_\_\_\_\_

Name of the authorised/official veterinarian: \_\_\_\_\_

Address: \_\_\_\_\_

Tel No/Email: \_\_\_\_\_

Date: \_\_\_\_\_

STAMP &  
SIGNATURE

**VII. ANTI-ECHINOCOCCUS TREATMENT**

	DATE <sup>(1)</sup> TIME <sup>(2)</sup>	VETERINARIAN
<div style="writing-mode: vertical-rl; transform: rotate(180deg); border: 1px solid black; padding: 5px;">                     ISO Country Code + Number                 </div>	1	<div style="border: 1px dashed blue; border-radius: 10px; padding: 5px;">                         STAMP &amp; SIGNATURE                     </div>
	2	
<div style="writing-mode: vertical-rl; transform: rotate(180deg); border: 1px solid black; padding: 5px;">                     ISO Country Code + Number                 </div>	1	<div style="border: 1px dashed blue; border-radius: 10px; padding: 5px;">                         STAMP &amp; SIGNATURE                     </div>
	2	
<div style="writing-mode: vertical-rl; transform: rotate(180deg); border: 1px solid black; padding: 5px;">                     ISO Country Code + Number                 </div>	1	<div style="border: 1px dashed blue; border-radius: 10px; padding: 5px;">                         STAMP &amp; SIGNATURE                     </div>
	2	

ISO Country Code + Number	<input type="text"/>	1 <input type="text"/>	2 <input type="text"/>	STAMP & SIGNATURE
	<input type="text"/>	1 <input type="text"/>	2 <input type="text"/>	STAMP & SIGNATURE
	<input type="text"/>	1 <input type="text"/>	2 <input type="text"/>	STAMP & SIGNATURE
	<input type="text"/>	1 <input type="text"/>	2 <input type="text"/>	STAMP & SIGNATURE
	<input type="text"/>	1 <input type="text"/>	2 <input type="text"/>	STAMP & SIGNATURE

VIII. OTHER ANTI-PARASITE TREATMENTS				
	MANUFACTURER & NAME OF PRODUCT	DATE <sup>(1)</sup> TIME <sup>(2)</sup>		VETERINARIAN
ISO Country Code + Number	<input type="text"/>	1 <input type="text"/>	2 <input type="text"/>	STAMP & SIGNATURE
	<input type="text"/>	1 <input type="text"/>	2 <input type="text"/>	STAMP & SIGNATURE
	<input type="text"/>	1 <input type="text"/>	2 <input type="text"/>	STAMP & SIGNATURE

ISO Country Code + Number	<input type="text"/>	1 <input type="text"/>	2 <input type="text"/>	STAMP & SIGNATURE
	<input type="text"/>	1 <input type="text"/>	2 <input type="text"/>	STAMP & SIGNATURE
	<input type="text"/>	1 <input type="text"/>	2 <input type="text"/>	STAMP & SIGNATURE
	<input type="text"/>	1 <input type="text"/>	2 <input type="text"/>	STAMP & SIGNATURE
	<input type="text"/>	1 <input type="text"/>	2 <input type="text"/>	STAMP & SIGNATURE

IX. OTHER VACCINATIONS				
ISO Country Code + Number	MANUFACTURER & NAME OF VACCINE	BATCH NUMBER	VACCINATION DATE <sup>(1)</sup> VALID UNTIL <sup>(2)</sup>	VETERINARIAN
	<input type="text"/>	<input type="text"/>	1 <input type="text"/> 2 <input type="text"/>	STAMP & SIGNATURE
	<input type="text"/>	<input type="text"/>	1 <input type="text"/> 2 <input type="text"/>	STAMP & SIGNATURE
	<input type="text"/>	<input type="text"/>	1 <input type="text"/> 2 <input type="text"/>	STAMP & SIGNATURE



ISO Country Code + Number	<input type="text"/>	1 <input type="text"/>	2 <input type="text"/>	STAMP & SIGNATURE
	<input type="text"/>	1 <input type="text"/>	2 <input type="text"/>	STAMP & SIGNATURE
	<input type="text"/>	1 <input type="text"/>	2 <input type="text"/>	STAMP & SIGNATURE
	<input type="text"/>	1 <input type="text"/>	2 <input type="text"/>	STAMP & SIGNATURE
	<input type="text"/>	1 <input type="text"/>	2 <input type="text"/>	STAMP & SIGNATURE

<b>X. CLINICAL EXAMINATION</b>			
	DECLARATION	DATE	AUTHORISED/ OFFICIAL VETERINARIAN
ISO Country Code + Number	The animal shows no signs of diseases and is fit to be transported for the intended journey	<input type="text"/>	(*)
	The animal shows no signs of diseases and is fit to be transported for the intended journey	<input type="text"/>	(*)
	The animal shows no signs of diseases and is fit to be transported for the intended journey	<input type="text"/>	(*)
	The animal shows no signs of diseases and is fit to be transported for the intended journey	<input type="text"/>	(*)

(\*) At least name, address, telephone number and signature.

<b>XI. LEGALISATION</b>			
	DETAILS OF LEGALISATION	DATE OF ENDORSEMENT	STAMP/SIGNATURE OF OFFICIAL VETERINARIAN
ISO Country Code + Number			STAMP & SIGNATURE
			STAMP & SIGNATURE
			STAMP & SIGNATURE
			STAMP & SIGNATURE

<b>XII. OTHERS</b>	



QR  
code

## PART 2

**Additional requirements concerning the model passport issued in a Member State and referred to in Article 11(1) of Delegated Regulation (EU) 2026/131**

1. Format of the passport:  
The dimension of the passport shall be 100 × 152 mm.
2. Cover of the passport:
  - (a) Front cover:
    - (i) colour: blue (PANTONE® Reflex Blue) and yellow stars (PANTONE® Yellow) in the upper quarter complying with the specification of the European emblem<sup>1</sup>;
    - (ii) the words ‘European Union’ and the name of the Member State of issue shall be printed in the same typeface;
    - (iii) the ISO country code of the Member State of issue followed by a unique alphanumeric code (indicated as ‘number’ in the model passport set out in Part 1) shall be printed at the bottom.
  - (b) Inside front cover and inside back cover: colour white.
  - (c) Back cover: colour blue (PANTONE® Reflex Blue).
3. Sequences of the headings and numbering of pages of the passport:
  - (a) The sequence of the headings (with the roman numbers) shall be strictly respected.
  - (b) The pages of the passport shall be numbered at the bottom of each page in the following format: ‘*x* out of *n*’, where ‘*x*’ is the current page and ‘*n*’ is the total number of pages of the passport.
  - (c) The ISO country code of the Member State of issue, in accordance with the ISO 3166 standard, followed by a unique alphanumeric code shall be printed on each page of the passport.
  - (d) The number of pages and the size and shape of the boxes in the model passport set out in Part 1 are indicative and may be adjusted to cover the estimated average lifespan of the animal concerned.
4. Languages:  
All printed text shall be in the official language(s) of the Member State of issue and in English.

---

<sup>1</sup> Graphics guide to the European emblem: <https://style-guide.europa.eu/en/content/-/isg/topic?identifier=annex-a1-graphics-guide-european-emblem>.

5. Security features:
  - (a) After the required information has been entered in Section III of the passport, a transparent adhesive laminate shall seal the page.
  - (b) Where the information on one of the pages of the passport takes the form of a sticker, a transparent adhesive laminate shall seal that sticker in the case where the latter is not self-destructed when it is removed.
  - (c) A QR code may be included on the back cover of the passport to refer to the national registration database.
6. Destruction of passports:

Passports in which Sections I to IV have been incorrectly filled in shall be destroyed.