
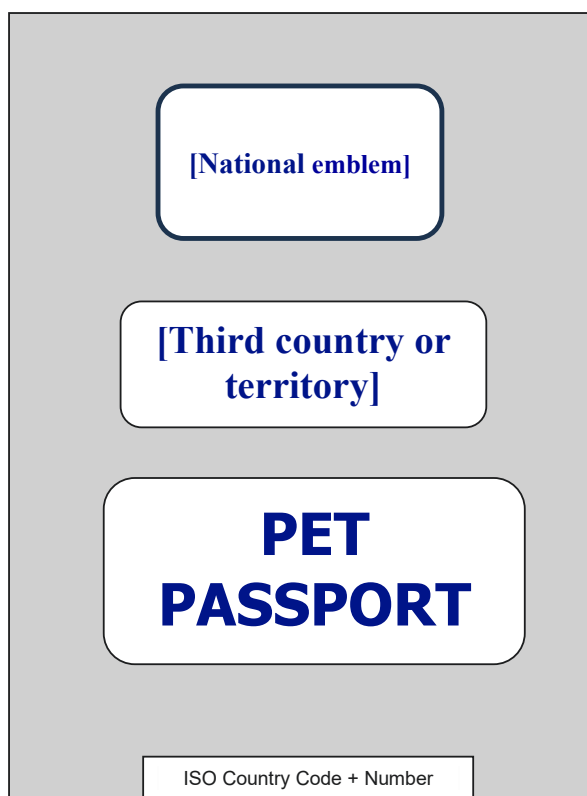


*ANNEX II*

## PART 1

**Model passport issued in certain third countries or territories and referred to in Article 20, point (a), of Delegated Regulation (EU) 2026/131 for non-commercial movements of pet dogs, pet cats or pet ferrets**



<b>[National emblem]</b>	
<b>[Third country or territory]</b>	
<b>PET PASSPORT</b>	
ISO Country Code + Number	Page 1 out of X

<b>Explanatory notes for completing the passport</b>
<ul style="list-style-type: none"><li>• In each Section of the passport the following format shall be used to indicate:<ul style="list-style-type: none"><li>- a date: dd/mm/yyyy;</li><li>- a time: 00:00.</li></ul></li><li>• Section III, point 5: information required where the animal has a clearly readable tattoo applied before 3 July 2011 and is not identified by the implantation of a transponder.</li><li>• Section V: only required<ul style="list-style-type: none"><li>- before movement into another Member State in accordance with EU animal health legislation; or</li><li>- where the animal re-enters the Union after a movement to third countries or territories in accordance with EU animal health legislation (to be completed before the animal leaves the Union); or</li><li>- in accordance with national legislation.</li></ul></li><li>• Section V, 'VALID FROM (?)': information not required for booster vaccination.</li></ul>
ISO Country Code + Number

### Explanatory notes for completing the passport

- Section VI: only required where the animal re-enters the Union after a movement to certain third countries or territories in accordance with EU animal health legislation (to be completed before the animal leaves the Union).
- Section VII: only required before movement into certain Member States in accordance with EU animal health legislation.
- Section VIII to XI: may be required by third countries or territories of destination which accept the passport.
- Section XI: to be endorsed by an official veterinarian where the animal is vaccinated for rabies in a third country or territory.
- Section XII: additional information required under national legislation.

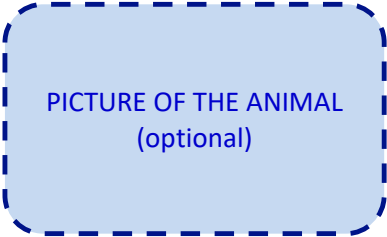
ISO Country Code + Number

### I. DETAILS OF OWNERSHIP

1. Name: \_\_\_\_\_  
Surname: \_\_\_\_\_  
Address: \_\_\_\_\_  
Post-code: \_\_\_\_\_  
City: \_\_\_\_\_  
Country: \_\_\_\_\_  
Tel No/Email (\*): \_\_\_\_\_  
Signature: \_\_\_\_\_
2. Name: \_\_\_\_\_  
Surname: \_\_\_\_\_  
Address: \_\_\_\_\_  
Post-code: \_\_\_\_\_  
City: \_\_\_\_\_  
Country: \_\_\_\_\_  
Tel No/Email (\*): \_\_\_\_\_  
Signature: \_\_\_\_\_

(\*) Optional.

ISO Country Code + Number

II. DESCRIPTION OF ANIMAL	
	
1. Name (*):	_____
2. Species:	_____
3. Breed:	_____
4. Sex:	_____
5. Date of birth (*):	_____
6. Colour:	_____
7. Any notable or discernible features or characteristics:	_____ _____
(*) As stated by pet owner.	
ISO Country Code + Number	

III. ANIMAL IDENTIFICATION	
1. Transponder alphanumeric code:	_____
2. Date of application or reading (*) of the transponder:	_____
3. Location of the transponder:	_____
4. Tattoo alphanumeric code (*):	_____
5. Date of reading of the tattoo (*):	_____/_____
6. Location of the tattoo (*):	_____
<p><b>The identification of the animal must be verified before any new entry is made in this passport.</b></p>	
(*) Delete as necessary.	
ISO Country Code + Number	

IV. ISSUING OF THE PASSPORT

Name of the authorised/official veterinarian: \_\_\_\_\_

Address: \_\_\_\_\_

Post-code: \_\_\_\_\_

City: \_\_\_\_\_

Country: \_\_\_\_\_

Telephone number: \_\_\_\_\_

E-mail address: \_\_\_\_\_

Date of issuing: \_\_\_\_\_

STAMP & SIGNATURE  
OF ISSUING  
VETERINARIAN

ISO Country Code + Number

V. VACCINATION AGAINST RABIES

	MANUFACTURER & NAME OF VACCINE	BATCH NUMBER	VACCINATION DATE <sup>(1)</sup> VALID FROM <sup>(2)</sup> VALID UNTIL <sup>(3)</sup>	AUTHORISED/ OFFICIAL VETERINARIAN	
ISO Country Code + Number			1	<div style="border: 1px dashed blue; border-radius: 10px; padding: 5px; width: 60px; margin: 0 auto;">(*)</div>	
			2		
			3		
				1	<div style="border: 1px dashed blue; border-radius: 10px; padding: 5px; width: 60px; margin: 0 auto;">(*)</div>
				2	
				3	

(\*) At least name, address, telephone number and signature.

ISO Country Code + Number		1	(*)
		2	
		3	
		1	(*)
		2	
		3	
		1	(*)
		2	
		3	

(\*) At least name, address, telephone number, signature.

**VI. RABIES ANTIBODY TITRATION TEST**

ISO Country Code + Number

I, the undersigned, confirm that I have seen an official record stating that the rabies antibody titration test performed at a designated laboratory on a sample of blood collected on the date mentioned below from the above-described animal proved a response to anti-rabies vaccination at a level of serum neutralising antibody equal to or greater than 0,5 IU/ml.

Name of the designated laboratory: \_\_\_\_\_

Report reference number: \_\_\_\_\_

Sample collected on: \_\_\_\_\_

Name of the authorised/official veterinarian: \_\_\_\_\_

Address: \_\_\_\_\_

Tel No/Email: \_\_\_\_\_

Date: \_\_\_\_\_

**STAMP &  
SIGNATURE**

<b>IN CASE OF FURTHER TEST</b>	
ISO Country Code + Number	<p>I, the undersigned, confirm that I have seen an official record stating that the rabies antibody titration test performed at a designated laboratory on a sample of blood collected on the date mentioned below from the above-described animal proved a response to anti-rabies vaccination at a level of serum neutralising antibody equal to or greater than 0,5 IU/ml.</p> <p>Name of the designated laboratory: _____</p> <p>Report reference number: _____</p> <p>Sample collected on: _____</p> <p>Name of the authorised/official veterinarian: _____</p> <p>Address: _____</p> <p>Tel No/Email: _____</p> <p>Date: _____</p>
	<div style="border: 2px dashed blue; border-radius: 15px; padding: 10px; width: fit-content; margin: 0 auto;"> <p><b>STAMP &amp; SIGNATURE</b></p> </div>

<b>VII. ANTI-ECHINOCOCCUS TREATMENT</b>		
MANUFACTURER & NAME OF PRODUCT	DATE <sup>(1)</sup> TIME <sup>(2)</sup>	VETERINARIAN
ISO Country Code + Number	1	<div style="border: 2px dashed blue; border-radius: 15px; padding: 10px; width: fit-content; margin: 0 auto;"> <p><b>STAMP &amp; SIGNATURE</b></p> </div>
	2	
ISO Country Code + Number	1	<div style="border: 2px dashed blue; border-radius: 15px; padding: 10px; width: fit-content; margin: 0 auto;"> <p><b>STAMP &amp; SIGNATURE</b></p> </div>
	2	
ISO Country Code + Number	1	<div style="border: 2px dashed blue; border-radius: 15px; padding: 10px; width: fit-content; margin: 0 auto;"> <p><b>STAMP &amp; SIGNATURE</b></p> </div>
	2	

ISO Country Code + Number	<input type="text"/>	1 <input type="text"/>	2 <input type="text"/>	STAMP & SIGNATURE
	<input type="text"/>	1 <input type="text"/>	2 <input type="text"/>	STAMP & SIGNATURE
	<input type="text"/>	1 <input type="text"/>	2 <input type="text"/>	STAMP & SIGNATURE
	<input type="text"/>	1 <input type="text"/>	2 <input type="text"/>	STAMP & SIGNATURE
	<input type="text"/>	1 <input type="text"/>	2 <input type="text"/>	STAMP & SIGNATURE

VIII. OTHER ANTI-PARASITE TREATMENTS				
	MANUFACTURER & NAME OF PRODUCT	DATE <sup>(1)</sup> TIME <sup>(2)</sup>		VETERINARIAN
ISO Country Code + Number	<input type="text"/>	1 <input type="text"/>	2 <input type="text"/>	STAMP & SIGNATURE
	<input type="text"/>	1 <input type="text"/>	2 <input type="text"/>	STAMP & SIGNATURE
	<input type="text"/>	1 <input type="text"/>	2 <input type="text"/>	STAMP & SIGNATURE

ISO Country Code + Number		1	STAMP & SIGNATURE
		2	
		1	STAMP & SIGNATURE
		2	
		1	STAMP & SIGNATURE
	2		
	1	STAMP & SIGNATURE	
	2		
	1	STAMP & SIGNATURE	
	2		

IX. OTHER VACCINATIONS				
ISO Country Code + Number	MANUFACTURER & NAME OF VACCINE	BATCH NUMBER	VACCINATION DATE <sup>(1)</sup> VALID UNTIL <sup>(2)</sup>	VETERINARIAN
		1	STAMP & SIGNATURE	
		2		
		1	STAMP & SIGNATURE	
2				
		1	STAMP & SIGNATURE	
		2		



ISO Country Code + Number	<input type="text"/>	1 <input type="text"/>	2 <input type="text"/>	STAMP & SIGNATURE
	<input type="text"/>	1 <input type="text"/>	2 <input type="text"/>	STAMP & SIGNATURE
	<input type="text"/>	1 <input type="text"/>	2 <input type="text"/>	STAMP & SIGNATURE
	<input type="text"/>	1 <input type="text"/>	2 <input type="text"/>	STAMP & SIGNATURE
	<input type="text"/>	1 <input type="text"/>	2 <input type="text"/>	STAMP & SIGNATURE

X. CLINICAL EXAMINATION		
DECLARATION	DATE	AUTHORISED/ OFFICIAL VETERINARIAN
The animal shows no signs of diseases and is fit to be transported for the intended journey	<input type="text"/>	(*)
The animal shows no signs of diseases and is fit to be transported for the intended journey	<input type="text"/>	(*)
The animal shows no signs of diseases and is fit to be transported for the intended journey	<input type="text"/>	(*)
The animal shows no signs of diseases and is fit to be transported for the intended journey	<input type="text"/>	(*)

(\*) At least name, address, telephone number and signature.

XI. LEGALISATION			
	DETAILS OF LEGALISATION	DATE OF ENDORSEMENT	STAMP/SIGNATURE OF OFFICIAL VETERINARIAN
ISO Country Code + Number			STAMP & SIGNATURE
			STAMP & SIGNATURE
			STAMP & SIGNATURE
			STAMP & SIGNATURE

XII. OTHERS	
ISO Country Code + Number	



## PART 2

**Additional requirements concerning the model passport issued in certain third countries or territories and referred to in Article 20, point (a), of Delegated Regulation (EU) 2026/131**

1. Format of the passport:  
The dimension of the passport shall be 100 × 152 mm.
2. Cover of the passport:
  - (a) Front cover:
    - (i) colour: PANTONE® monochrome and national emblem in the upper quarter;
    - (ii) the ISO country code of the third country or territory of issue followed by a unique alphanumeric code (indicated as ‘number’ in the model passport set out in Part 1, shall be printed at the bottom.
  - (b) Inside front cover and inside back cover: colour white.
  - (c) Back cover: colour PANTONE® monochrome.
3. Sequences of the headings and numbering of pages of the passport:
  - (a) The sequence of the headings (with the roman numbers) shall be strictly respected.
  - (b) The pages of the passport shall be numbered at the bottom of each page in the following format: ‘*x* out of *n*’, where ‘*x*’ is the current page and ‘*n*’ is the total number of pages of the passport.
  - (c) The ISO country code of the third country or territory of issue, in accordance with the ISO 3166 standard, followed by a unique alphanumeric code shall be printed on each page of the passport.
  - (d) The number of pages and the size and shape of the boxes in the model passport set out in Part 1 are indicative and may be adjusted to cover the estimated average lifespan of the animal concerned.
4. Languages:  
All printed text shall be in the official language(s) of the third country or territory of issue and in English.

5. Security features:
- (a) After the required information has been entered in Section III of the passport, a transparent adhesive laminate shall seal the page.
  - (b) Where the information on one of the pages of the passport takes the form of a sticker, a transparent adhesive laminate shall seal that sticker in the case where the latter is not self-destructed when it is removed.
  - (c) A QR code may be included on the back cover of the passport to refer to the national registration database.
6. Destruction of passports:
- Passports in which Sections I to IV have been incorrectly filled in shall be destroyed.
-